



MEGADYNE

200/2



RUBBER TIMING BELTS

GENERAL FEATURES

Megadyne design, engineer and offer support and advice to customers. They undertake feasibility studies for new design applications using their wealth of experience in the belting market.

Megadyne are constantly striving to achieve a good product to compliment their applications feasibility and design service.

Megadyne Rubber timing belts are available only in single or double teeth sleeves sides in both classical and HTD profiles. According to the most advanced technology.

Classical Synchronous Belt (XL - L - H - XH - XXH)

Characteristics

- Trapezoidal tooth profile.
- Polychloroprene teeth allow correct meshing with the pulley grooves.
- Fiberglass tensile cords resist elongation.
- Nylon fabric cover protects the tooth surface.

The classical synchronous belt offers a maintenance-free and economical alternative to conventional drives like chains and gears. Its application range extends from minimum drives (typewriters) to heavy-duty machinery (oil pumps, ...) etc. The belt is suitable for a wide range of load capacities and speed ratios. Available in XL, L, H, XH pitches and pitch lengths from 152 mm to 4445 mm.

Synchronous Belt for High Torque Drives (HTD 3M - 5M - 8M - 14M)

Characteristics

- Curvilinear tooth profile guarantees high power transmission and correct meshing with the pulley grooves.
- Fiberglass cords resist elongation and offer long flex life.
- Durable polychloroprene backing protects the cords against environmental pollution and frictional wear.
- Tough nylon facing protect the tooth surface.

High capacity belt for a wide range of applications from domestic equipment to heavy engineering. A clean and effective solution that ideally replaces other drive systems.

This long-lasting and maintenance-free belt covers a range of 5 pitches: 3M, 5M, 8M, 14M and 20M. Available in pitch lengths from 105 mm to 6.860 mm.

Synchronous Belt with a Parabolic Profile ISORAN® RRP by DAYCO

Characteristics

- The parabolic profile of the new RPP belt has an angle at pressure which increases from the base to the top of the tooth, this produces more advantage.
- Fiberglass cords with high breaking load, remarkable resistance to repeated flexing never extensibility.
- The body of the belt and teeth is manufactured in a chloroprene compound.
- A tough nylon fabric is bonded to the wearing surfaces of the belts and due to special DAYCO'S patented treatment becomes self lubricating (Patent # 1864104).

Special pitch belts

Special pitch belts can be constructed for applications requiring a fixed centre distance, an high speed ratio, or limited pulley diameters.

The development for drives of this type can be quite complex and it is recommended that be designed in consultation with our engineers.

These belts are also and moderately oil resistant.

Temperature range

Working temperature range of - 30 °C to + 80 °C

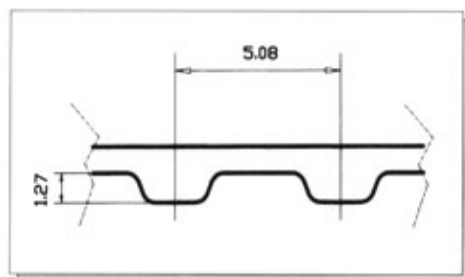
Extra thick rubber backing

For special applications when belt is used for functional purposes other for power transmission.

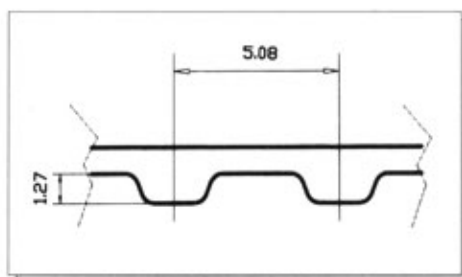
Ground backing

For special requirements or applications when vibration is involved or outside will be used.

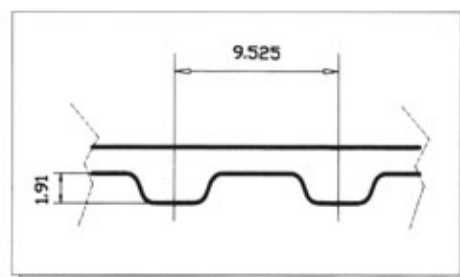
CLASSICAL SYNCHRONOUS SLEEVES



Pitch: XL (5,08 mm)



Pitch: XL (5,08 mm)



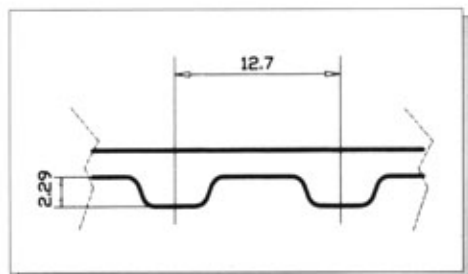
Pitch: L (9,525 mm)

Code	Length mm	n° Teeth
54 XL	137,16	27
60 XL	152,40	30
70 XL	177,80	35
80 XL	203,20	40
90 XL	228,60	45
98 XL	248,92	49
100 XL	254,00	50
102 XL	259,08	51
106 XL	269,24	53
110 XL	279,40	55
120 XL	304,80	60
130 XL	330,20	65
140 XL	355,60	70
150 XL	381,00	75
156 XL	396,24	78
160 XL	406,40	80
170 XL	431,80	85
180 XL	457,20	90
182 XL	462,28	91
190 XL	482,60	95
198 XL	502,92	99
200 XL	508,00	100
202 XL	513,08	101
210 XL	533,40	105
212 XL	538,48	106
214 XL	534,56	107
220 XL	558,80	110
228 XL	579,12	114
230 XL	584,20	115
234 XL	594,36	117
240 XL	609,60	120
250 XL	635,00	125
260 XL	660,40	130
270 XL	685,80	135
276 XL	701,04	138
290 XL	736,60	145
310 XL	787,40	155
316 XL	802,64	158
320 XL	812,80	160
330 XL	838,20	165
344 XL	873,76	172
352 XL	894,08	176
364 XL	924,56	182

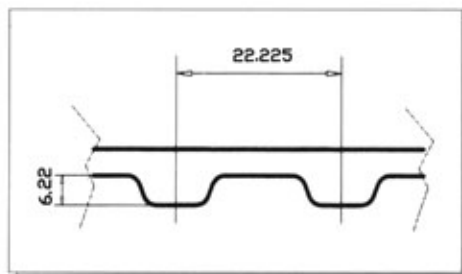
Code	Length mm	n° Teeth
380 XL	965,20	190
384 XL	975,36	192
390 XL	990,60	195
392 XL	995,68	196
434 XL	1102,36	217
530 XL	1346,20	265
600 XL	1524,00	300
710 XL	1803,40	355

Code	Length mm	n° Teeth
124 L	314,96	33
135 L	342,90	36
150 L	381,00	40
173 L	438,15	46
187 L	476,25	50
202 L	514,35	54
210 L	533,40	56
225 L	571,50	60
240 L	609,60	64
255 L	647,70	68
270 L	685,80	72
285 L	723,90	76
300 L	762,00	80
322 L	819,15	86
345 L	876,30	92
367 L	933,45	98
390 L	990,60	104
405 L	1028,70	108
412 L	1047,75	110
420 L	1066,80	112
450 L	1143,00	120
480 L	1219,20	128
510 L	1295,40	136
540 L	1371,60	144
600 L	1524,00	160
728 L	1847,85	194
817 L	2076,45	218

CLASSICAL SYNCHRONOUS SLEEVES



Pitch: H (12,7 mm)



Pitch: XH (22,225 mm)

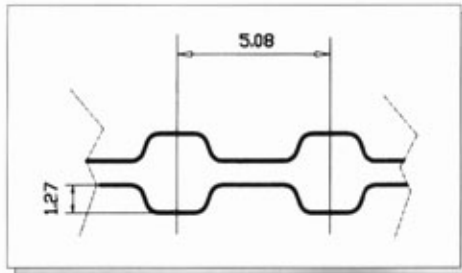
Code	Length mm	n° Teeth
240 H	609,6	48
270 H	685,8	54
300 H	762,0	60
330 H	838,2	66
360 H	914,4	72
390 H	990,6	78
420 H	1066,8	84
450 H	1143,0	90
480 H	1219,2	96
510 H	1295,4	102
540 H	1371,6	108
570 H	1447,8	114
600 H	1524,0	120
630 H	1600,2	126
660 H	1676,4	132
700 H	1778,0	145
725 H	1841,5	140
750 H	1905,0	150
800 H	2032,0	160
850 H	2159,0	170
900 H	2286,0	180
1000 H	2540,0	200
1100 H	2794,0	220
1120 H	2844,8	224
1140 H	2895,6	228
1150 H	2921	230
1250 H	3175,0	250
1400 H	3556,0	280
1700 H	4318,0	340

Code	Length mm	n° Teeth
507 XH	1289,00	58
534 XH	1356,40	61
560 XH	1422,40	64
630 XH	1600,20	72
700 XH	1778,00	80
770 XH	1955,80	88
840 XH	2133,60	96
980 XH	2489,20	112
1120 XH	2844,80	128
1260 XH	3200,40	144
1400 XH	3566,00	160
1540 XH	3911,60	176
1750 XH	4445,00	200

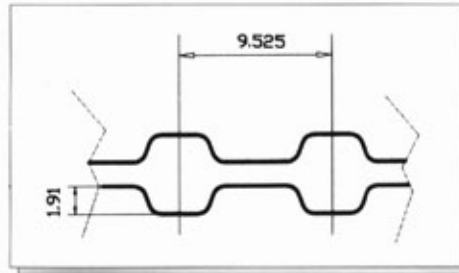
SLEEVES WIDTH

XL	380 mm	470 mm	540 mm
L	380 mm	470 mm	540 mm
H	470 mm	540 mm	
XH	470 mm	540 mm	

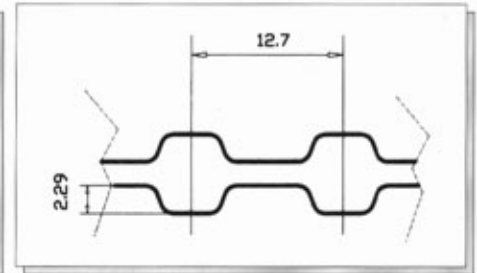
DOUBLE TEETH: CLASSICAL SYNCHRONOUS SLEEVES



Pitch: XL (5,08 mm) double teeth



Pitch: L (9,525 mm) double teeth



Pitch: H (12,7 mm) double teeth

Code	Length mm	n° Teeth
DT 150 XL	381,00	75
DT 160 XL	406,40	80
DT 170 XL	431,80	85
DT 180 XL	457,20	90
DT 190 XL	482,60	95
DT 200 XL	508,00	100
DT 210 XL	533,40	105
DT 220 XL	568,80	110
DT 230 XL	584,20	115
DT 240 XL	608,60	120
DT 250 XL	635,00	126
DT 260 XL	660,40	130
DT 300 XL	782,00	150
DT 310 XL	787,40	155

Code	Length mm	n° Teeth
DT 210 L	533,40	56
DT 225 L	571,60	60
DT 240 L	609,60	64
DT 255 L	647,70	68
DT 270 L	685,80	72
DT 285 L	723,90	76
DT 300 L	762,00	80
DT 322 L	819,15	86
DT 345 L	876,30	92
DT 367 L	933,45	98
DT 390 L	990,60	104
DT 420 L	1066,80	112
DT 450 L	1143,00	120
DT 480 L	1219,20	128
DT 510 L	1295,40	136
DT 540 L	1371,60	144
DT 600 L	1524,00	160

Code	Length mm	n° Teeth
DT 240 H	609,6	48
DT 270 H	685,8	54
DT 300 H	762,0	60
DT 330 H	838,2	66
DT 360 H	914,4	72
DT 390 H	990,6	78
DT 420 H	1066,8	84
DT 450 H	1143,0	90
DT 480 H	1219,2	96
DT 510 H	1295,4	102
DT 540 H	1371,6	108
DT 570 H	1447,8	114
DT 600 H	1524,0	120
DT 630 H	1600,2	126
DT 660 H	1676,4	132
DT 700 H	1778,0	140
DT 750 H	1905,0	150
DT 800 H	2032,0	160
DT 850 H	2159,0	170
DT 900 H	2286,0	180
DT 1000 H	2540	200
DT 1250 H	3175,0	250
DT 1400 H	3556,0	280
DT 1700 H	4318,0	340

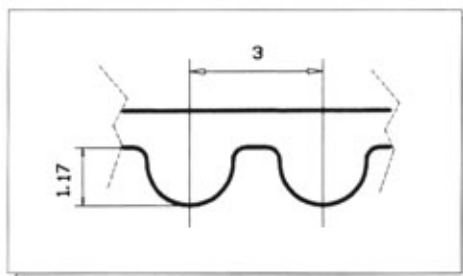
SLEEVES WIDTH

DT-XL 152 mm

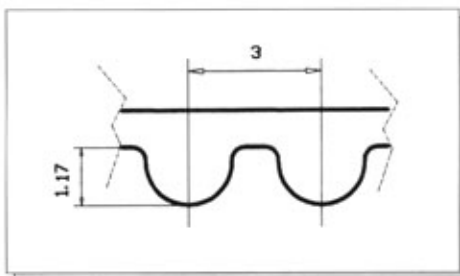
DT -L 305 mm

DT-H 305 mm

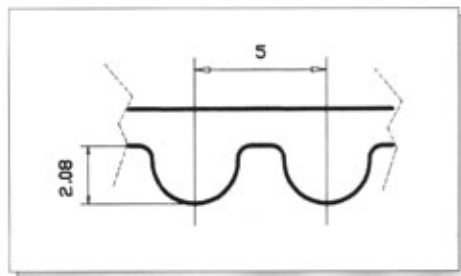
SYNCHRONOUS SLEEVES FOR HIGH TORQUE DRIVE BELT



Pitch: HTD 3M



Pitch: HTD 3M



Pitch: HTD 5M

Code	Length mm	n° Teeth
111 3M	111	37
117 3M	117	39
129 3M	129	43
141 3M	141	47
144 3M	144	48
150 3M	150	50
156 3M	156	52
159 3M	159	53
168 3M	168	56
174 3M	174	58
177 3M	177	59
180 3M	180	60
186 3M	186	62
192 3M	192	64
201 3M	201	67
204 3M	204	68
210 3M	210	70
213 3M	213	71
216 3M	216	72
225 3M	225	75
240 3M	240	80
246 3M	246	82
252 3M	252	84
255 3M	255	85
267 3M	267	89
285 3M	285	95
294 3M	294	98
300 3M	300	100
312 3M	312	104
318 3M	318	106
336 3M	336	112
339 3M	339	113
363 3M	363	121
384 3M	384	128
390 3M	390	130
420 3M	420	140
447 3M	447	149
474 3M	474	158
480 3M	480	160
486 3M	486	162
495 3M	495	165
501 3M	501	167
513 3M	513	171
522 3M	522	174
525 3M	525	175
531 3M	531	177
537 3M	537	179
564 3M	564	188
570 3M	570	190
597 3M	597	199
600 3M	600	200

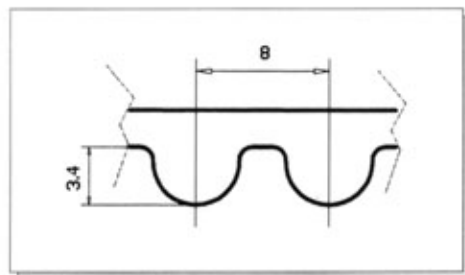
Code	Length mm	n° Teeth
606 3M	606	202
612 3M	612	204
633 3M	633	211
669 3M	669	223
708 3M	708	236
711 3M	711	237
738 3M	738	246
753 3M	753	251
822 3M	822	274
843 3M	843	281
882 3M	882	294
945 3M	945	315
1041 3M	1041	347
1068 3M	1068	356
1071 3M	1071	357
1125 3M	1125	375
1176 3M	1176	392
1245 3M	1245	415
1263 3M	1263	421
1500 3M	1500	500
1530 3M	1530	510
1569 3M	1569	523

Code	Length mm	n° Teeth
225 5M	225	45
265 5M	265	53
275 5M	245	55
295 5M	295	59
300 5M	300	60
330 5M	330	66
350 5M	350	70
375 5M	375	75
400 5M	400	80
425 5M	425	85
450 5M	450	90
460 5M	460	92
475 5M	475	95
500 5M	500	100
525 5M	525	105
535 5M	535	107
550 5M	550	110
565 5M	565	113
580 5M	580	116
600 5M	600	120
615 5M	615	123
620 5M	620	124
665 5M	665	133
700 5M	700	140
710 5M	710	142
740 5M	740	148
755 5M	755	151
800 5M	800	160
835 5M	835	167
890 5M	890	178
900 5M	900	180
925 5M	925	185
950 5M	950	190
1000 5M	1000	200
1050 5M	1050	210
1125 5M	1125	225
1270 5M	1270	254
1420 5M	1420	284
1500 5M	1500	300
1595 5M	1595	319
1790 5M	1790	358
1800 5M	1800	360
1870 5M	1870	374
2000 5M	2000	400
2525 5M	2525	505

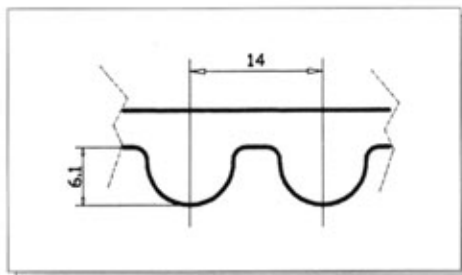
SLEEVES WIDTH

3M 480 mm 720 mm
5M 330 mm 480 mm 720 mm

SYNCHRONOUS SLEEVES FOR HIGH TORQUE DRIVE BELT



Pitch: HTD 8M

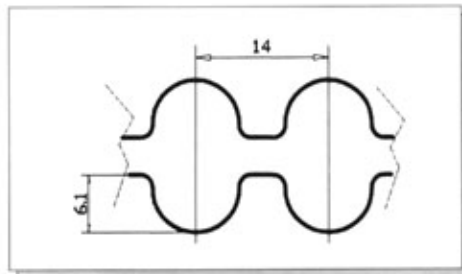
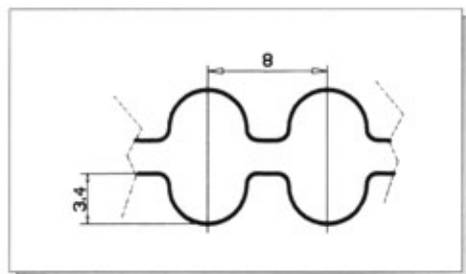


Pitch: HTD 14M

Code	Length mm	n° Teeth
376 8M	376	47
424 8M	424	53
472 8M	472	59
480 8M	480	60
560 8M	560	70
600 8M	600	75
624 8M	624	78
640 8M	640	80
656 8M	656	82
720 8M	720	90
776 8M	776	97
784 8M	784	98
800 8M	800	100
880 8M	880	110
912 8M	912	114
920 8M	920	115
960 8M	960	120
1040 8M	1040	130
1120 8M	1120	140
1200 8M	1200	150
1280 8M	1280	160
1304 8M	1304	163
1328 8M	1328	166
1360 8M	1360	170
1424 8M	1424	178
1440 8M	1440	180
1600 8M	1600	200
1760 8M	1760	220
1800 8M	1800	226
2000 8M	2000	250
2248 8M	2248	281
2400 8M	2400	300
2800 8M	2800	350

Code	Length mm	n° Teeth
966 14M	966	69
1190 14M	1190	85
1610 14M	1610	115
1890 14M	1890	135
2100 14M	2100	150
2310 14M	2310	165
2590 14M	2590	185
2800 14M	2800	200
3150 14M	3150	225
3850 14M	3850	275
4326 14M	4326	309
4578 14M	4578	327

DOUBLE TEETH: SLEEVES FOR HIGH TORQUE DRIVE BELT



Pitch: Double Teeth HTD 8 M

Pitch: Double Teeth HTD 14 M

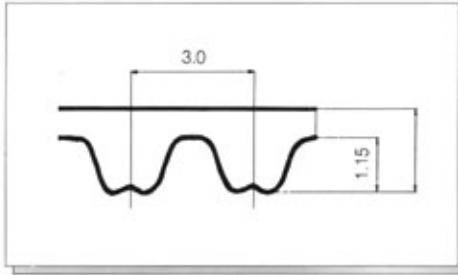
Code	Length mm	n° Teeth
DT 480 8M	480	60
DT 560 8M	560	70
DT 600 8M	600	75
DT 640 8M	640	80
DT 720 8M	720	90
DT 800 8M	800	100
DT 880 8M	880	110
DT 960 8M	960	120
DT 1040 8M	1040	130
DT 1120 8M	1120	140
DT 1200 8M	1200	150
DT 1280 8M	1280	160
DT 1440 8M	1440	180
DT 1500 8M	1500	200
DT 1760 8M	1760	220
DT 1800 8M	1800	225
DT 2000 8M	2000	250
DT 2400 8M	2400	300
DT 2600 8M	2600	325
DT 2800 8M	2800	350
DT 3048 8M	3048	381
DT 3280 8M	3280	410
DT 3600 8M	3600	450
DT 4400 8M	4400	550
DT 4960 8M	4960	620

Code	Length mm	n° Teeth
DT 1610 14M	1610	115
DT 1778 14M	1778	127
DT 1890 14M	1890	135
DT 2100 14M	2100	150
DT 2310 14M	2310	165
DT 2450 14M	2450	175
DT 2590 14M	2590	185
DT 2800 14M	2800	200
DT 3150 14M	3150	225
DT 3360 14M	3360	240
DT 3500 14M	3500	250
DT 3850 14M	3850	275
DT 4326 14M	4326	309
DT 4578 14M	4578	327
DT 4956 14M	4956	354
DT 5320 14M	5320	380
DT 5740 14M	5740	410
DT 6160 14M	6160	440
DT 6860 14M	6860	490

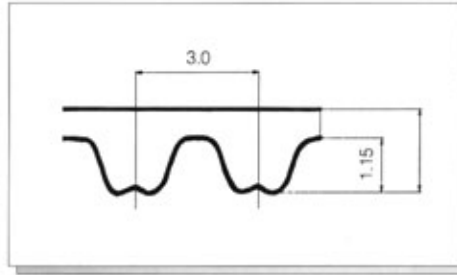
SLEEVES WIDTH

8M 480 mm
14M 480 mm

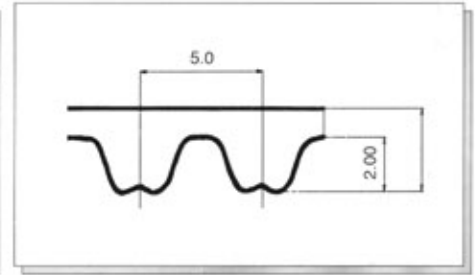
DAYCO ISORAN RPP® SYNCHRONOUS SLEEVES



Pitch: RPP® 3



Pitch: RPP® 3



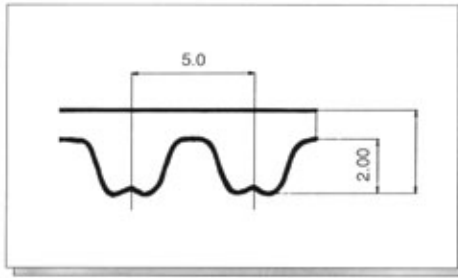
Pitch: RPP® 5

Code	Length mm	n° Teeth
90 RPP3	90	30
105 RPP3	105	35
129 RPP3	129	43
141 RPP3	141	47
144 RPP3	144	48
147 RPP3	147	49
150 RPP3	150	50
159 RPP3	159	53
168 RPP3	168	56
174 RPP3	174	58
177 RPP3	177	59
180 RPP3	180	60
186 RPP3	186	62
195 RPP3	195	65
201 RPP3	201	67
204 RPP3	204	68
210 RPP3	210	70
213 RPP3	213	71
225 RPP3	225	75
231 RPP3	231	77
240 RPP3	240	80
243 RPP3	243	81
246 RPP3	246	82
252 RPP3	252	84
255 RPP3	255	85
264 RPP3	264	88
267 RPP3	267	89
270 RPP3	270	90
276 RPP3	276	92
285 RPP3	285	95
288 RPP3	288	96
291 RPP3	291	97
297 RPP3	297	99
300 RPP3	300	100
312 RPP3	312	104
318 RPP3	318	106
327 RPP3	327	109
330 RPP3	330	110
336 RPP3	336	112
339 RPP3	339	113
345 RPP3	345	115
357 RPP3	357	119
363 RPP3	363	121
375 RPP3	375	125
384 RPP3	384	128
390 RPP3	390	130
393 RPP3	393	131
405 RPP3	405	135
420 RPP3	420	140
432 RPP3	432	144

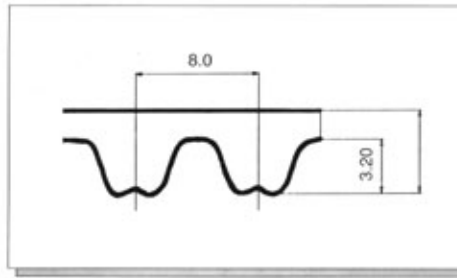
Code	Length mm	n° Teeth
447 RPP3	447	149
465 RPP3	465	155
474 RPP3	474	158
480 RPP3	480	160
486 RPP3	486	162
489 RPP3	489	163
501 RPP3	501	167
510 RPP3	510	170
513 RPP3	513	171
522 RPP3	522	174
531 RPP3	531	177
537 RPP3	537	179
564 RPP3	564	188
570 RPP3	570	190
576 RPP3	576	192
579 RPP3	579	193
597 RPP3	597	199
600 RPP3	600	200
633 RPP3	633	211
648 RPP3	648	216
669 RPP3	669	223
711 RPP3	711	237
735 RPP3	735	245
738 RPP3	738	246
756 RPP3	756	252
804 RPP3	804	268
882 RPP3	882	294
945 RPP3	945	315
1062 RPP3	1062	354
1125 RPP3	1125	375
1245 RPP3	1245	415
1263 RPP3	1263	421
1500 RPP3	1500	500
1530 RPP3	1530	510
1863 RPP3	1863	621

Code	Length mm	n° Teeth
180 RPP5	180	36
225 RPP5	225	45
235 RPP5	235	47
245 RPP5	245	49
255 RPP5	255	51
265 RPP5	265	53
270 RPP5	270	54
285 RPP5	285	57
295 RPP5	295	59
300 RPP5	300	60
325 RPP5	325	65
345 RPP5	345	69
350 RPP5	350	70
375 RPP5	375	75
400 RPP5	400	80
420 RPP5	420	84
425 RPP5	425	85
450 RPP5	450	90
455 RPP5	455	91
460 RPP5	460	92
465 RPP5	465	93
475 RPP5	475	95
500 RPP5	500	100
525 RPP5	525	105
535 RPP5	535	107
565 RPP5	565	113
575 RPP5	575	115
580 RPP5	580	116
600 RPP5	600	120
610 RPP5	610	122
635 RPP5	635	127
640 RPP5	640	128
675 RPP5	675	135
700 RPP5	700	140
705 RPP5	705	141
710 RPP5	710	142
725 RPP5	725	145
740 RPP5	740	148
755 RPP5	755	151
800 RPP5	800	160
835 RPP5	835	167
850 RPP5	850	170
890 RPP5	890	178
900 RPP5	900	180
935 RPP5	935	187
940 RPP5	940	188
950 RPP5	950	190
980 RPP5	980	196
1000 RPP5	1000	200
1050 RPP5	1050	210

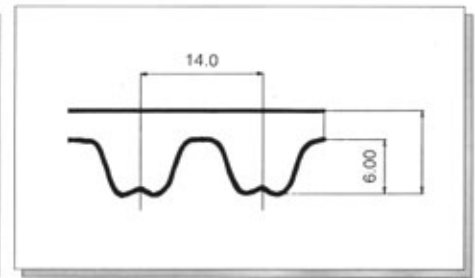
DAYCO ISORAN RPP® SYNCHRONOUS SLEEVES



Pitch: RPP® 5



Pitch: RPP® 8



Pitch: RPP® 14

Code	Length mm	n° Teeth
1100 RPP5	1100	220
1125 RPP5	1125	225
1195 RPP5	1195	239
1200 RPP5	1200	240
1240 RPP5	1240	248
1270 RPP5	1270	254
1420 RPP5	1420	284
1595 RPP5	1595	305
1690 RPP5	1690	338
1790 RPP5	1790	358
1800 RPP5	1800	360
1895 RPP5	1895	379
2000 RPP5	2000	400
2250 RPP5	2250	450
2525 RPP5	2525	505

Code	Length mm	n° Teeth
288 RPP8	288	36
320 RPP8	320	40
352 RPP8	352	44
384 RPP8	384	48
408 RPP8	408	51
480 RPP8	480	60
536 RPP8	536	67
544 RPP8	544	68
560 RPP8	560	70
600 RPP8	600	75
632 RPP8	632	79
640 RPP8	640	80
680 RPP8	680	85
720 RPP8	720	90
800 RPP8	800	100
840 RPP8	840	105
880 RPP8	880	110
920 RPP8	920	115
960 RPP8	960	120
1040 RPP8	1040	130
1080 RPP8	1080	135
1120 RPP8	1120	140
1200 RPP8	1200	150
1224 RPP8	1224	153
1280 RPP8	1280	160
1352 RPP8	1352	169
1440 RPP8	1440	180
1464 RPP8	1464	183
1600 RPP8	1600	200
1760 RPP8	1760	220
1800 RPP8	1800	225
2000 RPP8	2000	250
2200 RPP8	2200	275
2400 RPP8	2400	300
2600 RPP8	2600	325
2800 RPP8	2800	350
3048 RPP8	3048	381
3280 RPP8	3280	410
3600 RPP8	3600	450
4400 RPP8	4400	550

Code	Length mm	n° Teeth
966 RPP14	966	69
1092 RPP14	1092	78
1190 RPP14	1190	85
1400 RPP14	1400	100
1610 RPP14	1610	115
1764 RPP14	1764	126
1778 RPP14	1778	127
1890 RPP14	1890	135
2100 RPP14	2100	150
2310 RPP14	2310	165
2450 RPP14	2450	175
2590 RPP14	2590	185
2800 RPP14	2800	200
3150 RPP14	3150	225
3360 RPP14	3360	240
3500 RPP14	3500	250
3850 RPP14	3850	275
4326 RPP14	4326	309
4578 RPP14	4578	327
4956 RPP14	4956	354

The new **RPP-HPR (and PHANTER)** belt represents the most modern and efficient system of power transmission. The **RPP-HPR (and PHANTER)** transmissions can replace chains, gears and so on in applications for toothed belts. Technical advances in power transmission design have results in drives that can transmit high torque and high power at slower speeds. These stress conditions are the major cause of failures such as tooth shear and excessive noise with standard timing belts. The introduction of the new **RPP-HPR (and PHANTER)** timing belts has helped to overcome these problems and at the same time allows the designer considerably more freedom in design than previously possible. Please, contact our commercial Dpt.

SLEEVES WIDTH

RPP3	380 mm	470 mm	540 mm
RPP5	380 mm	470 mm	540 mm
RPP8	380 mm	470 mm	540 mm
RPP14	470 mm	540 mm	